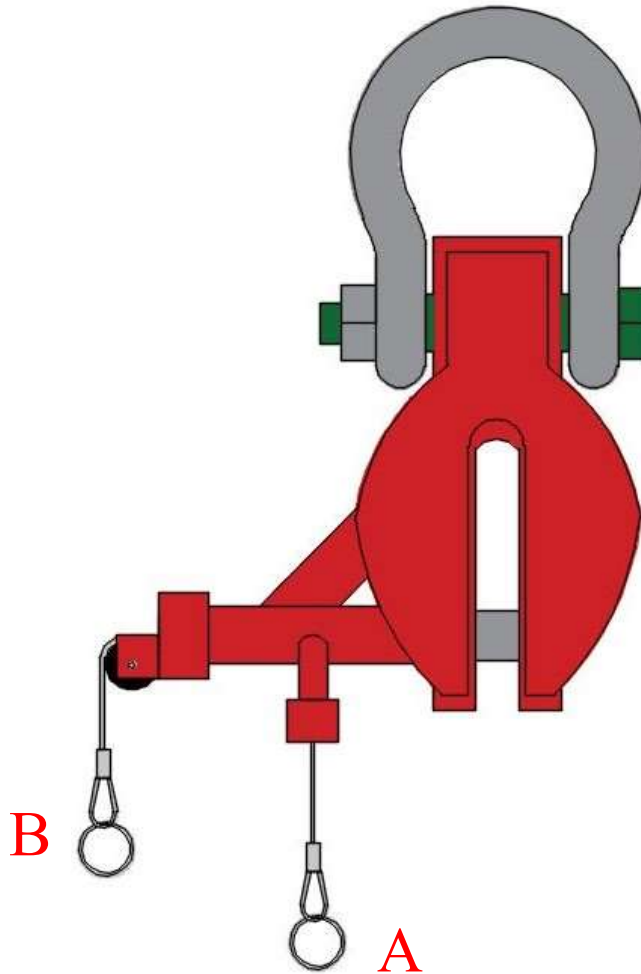




VETERAN OWNED & OPERATED

STAB CAT INC.



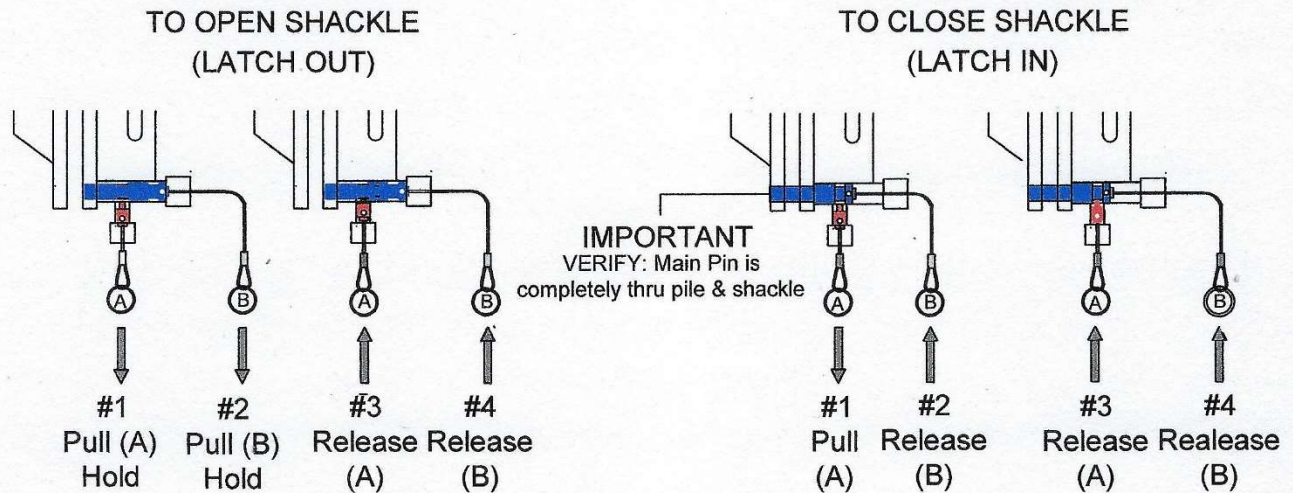
25 TON POSITIVE SAFETY GROUND RELEASE SHACKLE

The MasterLink 25 Ton Ground Release Shackle was developed by Stab Cat, Inc. to provide a medium "Heavy Lift" Ground Release Shackle for the Piling Industry for the need of handling recently introduced Mono-pile, Caissons, Conductor Pipe (Oil Wells) and other applications. Designed to pitch/stand Mono-pile and use as holding line in pad-eye after pile is pitched. Test Certificate's per serial number available from Stab Cat Inc. via email upon request.

See page 2 for Instructions & Illustrations →

STAB CAT INC.

Positive 2-rope latch system



To Attach Shackle to Pile: (Close Shackle/ Latch In)

- Align shackle Pin with lifting hole in top of pile. With Shackle Pin aligned with pile lifting hole, pull Trip Pin(A) to release the Plunger (B) and extend through the pile.
- Ensure pin is fully extended through pile. Do not lift pile if pin is not fully extended and engaged. (See illustration on page 2.)

To Release Shackle from Pile: (Open Shackle/ Latch Out)

- Pull Trip Pin(A) to unlock the Plunger Pin(B) and retract Plunger Pin(B).
- While holding Plunger Pin(B) release Trip Pin(A) and fully retract Plunger Pin(B) until locked in open position.
- The spring-loaded Trip Pin(A) will latch Plunger Pin(B) in the open position.

See page 3 for Safety Bulletin →

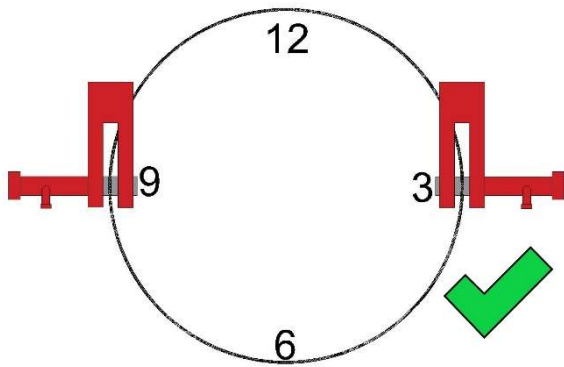


Fig. 1

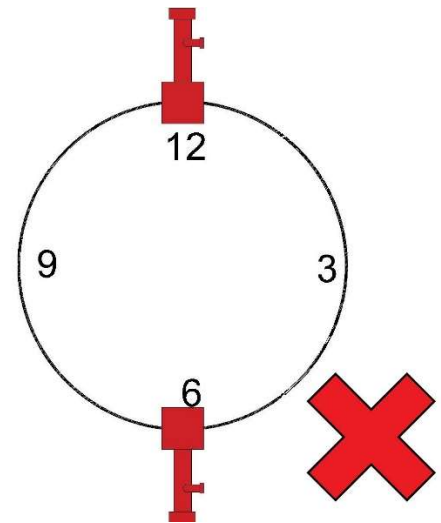


Fig. 2

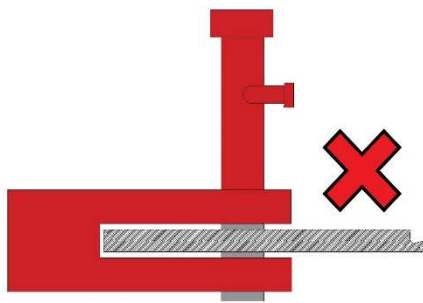


Fig. 3

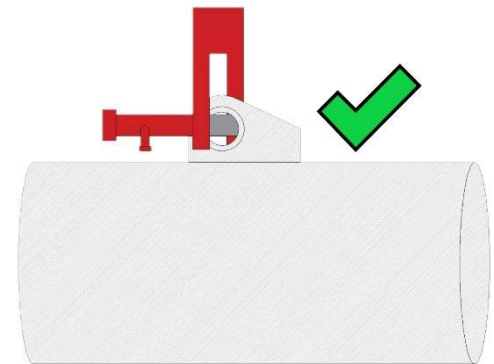


Fig. 4

Safety Bulletin:

- When shackle operator/rigger is attaching shackle, ALWAYS ensure that shackle is fully extended and engaged through pile. (As shown in illustration)
- Under no circumstances are the shackles to be used while Vibro or Impact Hammer is activated. Use of Vibro or Impact hammer with shackles attached will result in damage to shackles.
- User must not use ropes as 'Tag Lines' under any circumstance. Full attention by the User must be given to both ropes attached to the Trip Lanyard(A) and the Plunger Lanyard(B) at all times to prevent them from becoming 'fouled' and/or 'snagged'.
- DO NOT SHOCK LOAD. If shackle has been shock loaded, it must be inspected by STAB CAT before repairs can be performed and sent for recertification by third party load testing.
- All shackles are individually proof tested to twice the safe working load and certificated by third party.
- 50% Reduction of WLL @ 90 Degrees
- Prototype shackles prove tested to five times safe working load.