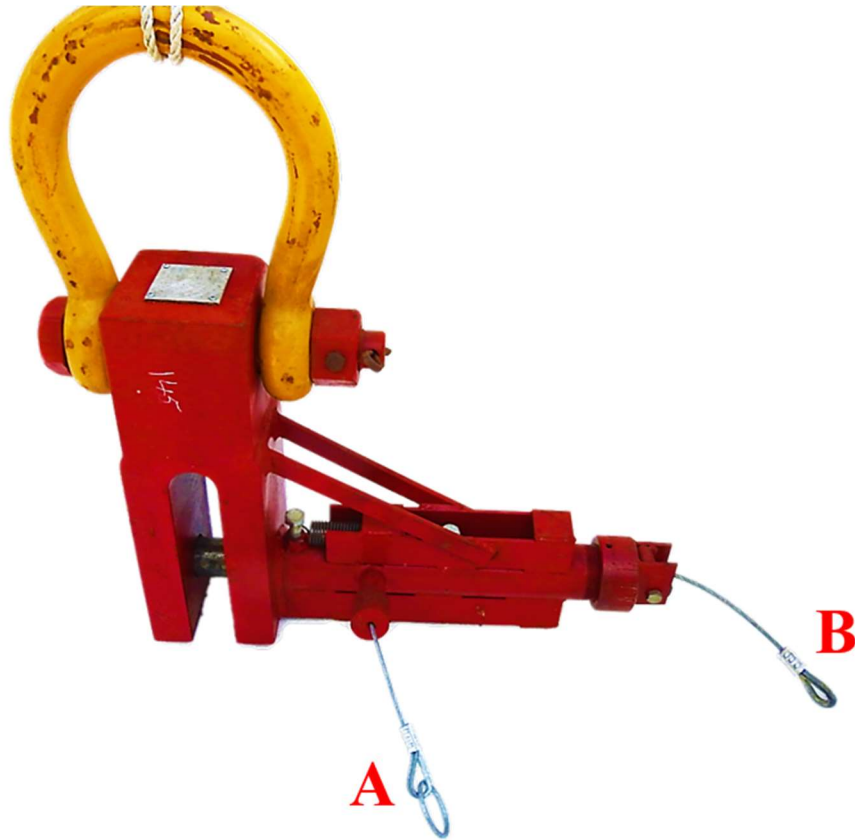




VETERAN OWNED & OPERATED

STAB CAT INC.



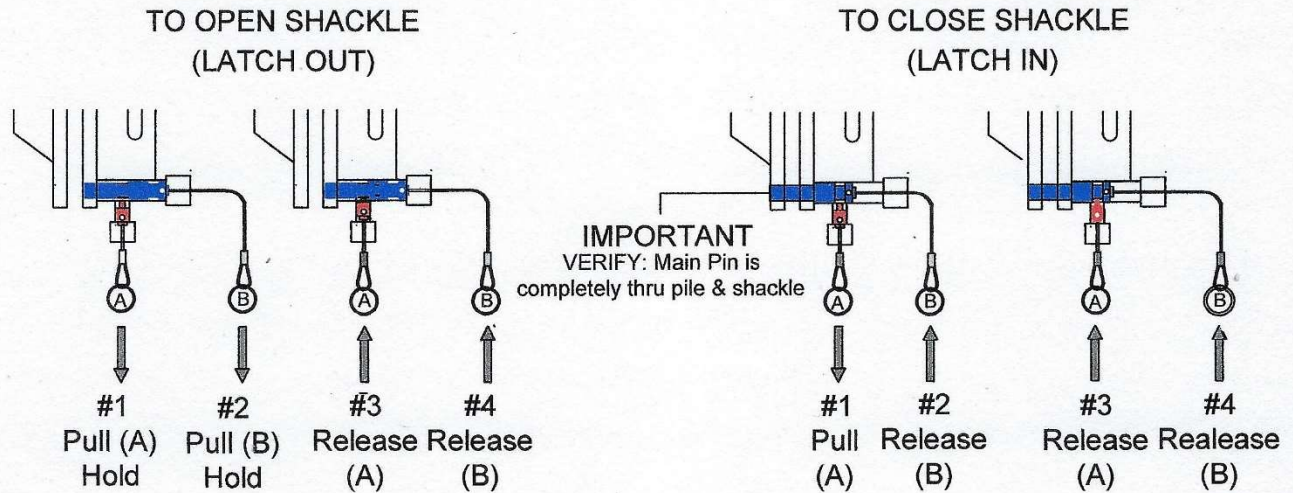
40 TON POSITIVE SAFETY GROUND RELEASE SHACKLE

The MasterLink 40 Ton Ground Release Shackle was developed by Stab Cat, Inc. to provide a Ground Release Shackle/ Remote Release via ropes from ground for the Piling Industry for the need of handling Mono-pile, Caissons, Conductor Pipe (Oil Wells) and other applications. Designed to pitch/stand Mono-pile and use as holding line in pad-eye after pile is pitched. Test Certificate's per serial number available from Stab Cat Inc. via email upon request.

See page 2 for instructions & illustrations →

STAB CAT INC.

Positive 2-rope latch system



To Attach Shackle to Pile: (Close Shackle/ Latch In).

- Align shackle Pin with lifting hole in top of pile. With Shackle Pin aligned with pile lifting hole, pull Trip Pin(A) to release the Plunger (B) and extend through the pile.
- Ensure pin is fully extended through pile. Do not lift pile if pin is not fully extended and engaged.

To Release Shackle from Pile: (Open Shackle/ Latch Out)

- Pull Trip Pin(A) to unlock the Plunger Pin(B) and retract Plunger Pin(B).
- While holding Plunger Pin(B) release Trip Pin(A) and fully retract Plunger Pin(B) until locked in open position.
- The spring-loaded Trip Pin(A) will latch Plunger Pin(B) in the open position.

See page 3 for illustrations & Safety Bulletin →

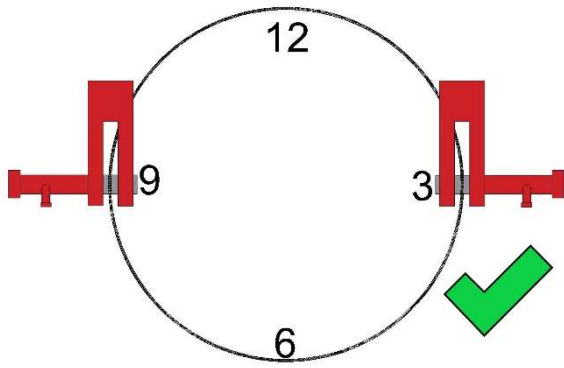


Fig. 1

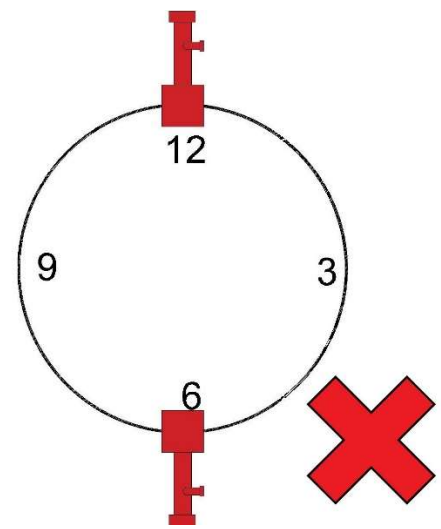


Fig. 2

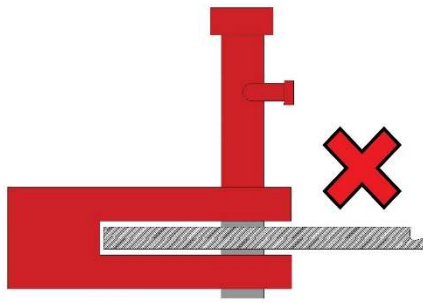


Fig. 3

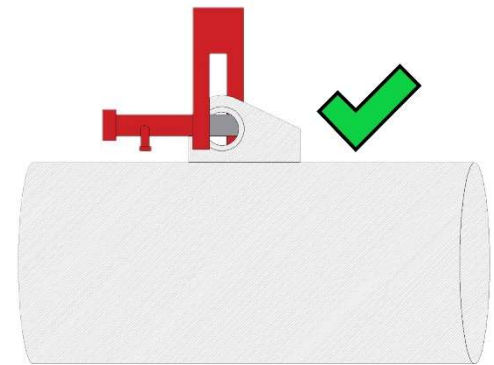


Fig. 4

Safety Bulletin:

- Always use 40 Ton Shackles in a pair, engaged in the 9 o'clock and 3 o'clock positions. (Fig. 1)
- Ensure the Main Plunger Pin is engaged in the horizontal position (Figures 1&4), never in the vertical position (Figures 2&3).
- When shackle operator/rigger is attaching shackle, ALWAYS ensure that shackles Main Pin is fully extended and engaged through pile/pad eye.
- Under no circumstances are the shackles to be used while Vibro or Impact Hammer is activated. Use of Vibro or Impact hammer with shackles attached will result in damage to shackles.
- User must not use ropes as 'Tag Lines' under any circumstance. Full attention by the User must be given to both ropes attached to the Trip Lanyard(A) and the Plunger Lanyard(B) at all times to prevent them from becoming 'fouled' and/or 'snagged'.
- 50% Reduction of WLL @ 90 Degrees
- Main Plunger Pin must have zero (0) weight on Pin. Plunger Pin requires 90-100 lbs. to retract. If weight of shackle is on pin, the pin requires greater than or equal to 200 lbs. to retract.
- All shackles are individually proof tested to twice the safe working load and certificated by third party.